

**Dibble & Hoe Cottage  
Gardeners Inc.**

EditorPhone: 97542269  
Email: [jules.adams00@gmail.com](mailto:jules.adams00@gmail.com)  
<http://dibbleandhoe.wordpress.com/>

RETURN ADDRESS :  
*Secretary :Jill Farrow*  
*56 Orchard Drive*  
*Croydon VIC 3136*



**August 2011**

**Volume 11, Issue 7**

Hi Members,

Is it cold enough for everyone? It has been raining most weekends that I have been home, so therefore, the weeds are slowly overtaking some of the garden!

Sue Thorne and myself have been in touch with Judy Percy and Ian is home and is supposed to be relaxing. The weather has really helped in this respect - it is too wet to go outside! This is making Judy's life a little easier. Ian had a viral infection which effects the lung and heart muscles but everything seems to be fairly OK.

Lance's mother ended up having an emergency operation last week as she had peritonitis (around the colon and bowel). She is a very plucky 92 year old and progressing quite well.

Hope the colds and flu have not struck too many people.

I have just been given two tree ageratum to propagate, so will let you know more about that next month. Will have to read up about them as the lady who gave them to me said that they can grow to 10 metres high! A bit taller than I would wish for, but as she said that they grow extremely quickly thought that I might be able to hide the house next door. They have just finished putting the cladding on the house and it towers over our back yard.

I am working on our next meeting, but hope to get there around 2pm to see all your wonderful craft work.

See you soon, Julie





## COMMITTEE MEMBERS

President:	Sue Thorne	9736 4738
Secretary:	Jill Farrow	9725 5951
Treasurer:	Tine Grimston	9752 9897
Newsletter Editor:	Julie Adams	9754 2269
Committee :	Judy Percy	9723 5069
	Margaret Gibson	9737 1468
	Kathy Smalley	9761 8251
	Robyn Arney	9728 3113

### LEO - The Lion (July 23 to August 22)

**Great talker. Attractive and passionate. Laid back. Usually happy but when unhappy tend to be grouchy and childish. A Leo's problem becomes everyone's problem. Most Leos are very predictable and tend to be monotonous. Knows how to have fun. Is really good at almost anything. Great kisser. Very predictable. Outgoing. Down to earth. Addictive. Attractive. Loud. Loves being in long relationships. Talkative. Not one to mess with. Rare to find. Good when found. 7 years of bad luck if you do not forward.**

belief such yews would protect a church from storms, in spite of being classed as 'pagan'.

Readers may not be aware that the yew is a symbol of mourning and sorrow: whether this belief arose because of its association with churches this writer has been unable to ascertain. I hasten to add here my yew was not purchased for either of the reasons mentions in the above sentence.

Beware though, when tending your yew. I have read that the bark, needles and seeds can be very poisonous to people and livestock. Even if gardeners wear gloves when tending a yew it is advisable to have a good soapy hand wash after contact with the plant. Despite its toxicity my reading indicates that the alkaloid it contains - taxine - is or was used in some medicines.

Recently I've purchased a delightful book on tulips written by Liz Dobbs. Did you know tulips were first introduced to Europe over 400 years ago? Although I'm a grower of a wide genera of plants, I now realise I've never grown tulips. Seems like this state of affairs may soon be corrected!

The name 'tulip' comes from an old Persian word for 'turban' - dulband (in Turkish tuliband) due to a resemblance between the cup-shaped blooms and turbans. My reading indicates tulips were brought from Turkey to Western Europe as long ago as the late 16th century. Their rise to popularity was enormous; in Holland particularly, where they were adopted as the national flower.

The trade reached unprecedented heights in the 17th century. Some speculators even risk their houses for a single bulb! In 1637, as perhaps to be expected, the market crashed. My reading further indicates that when the Dutch were starving under the German occupation during World War 2, tulip bulbs became a lifesaving food as they could be boiled and eaten.

By Jo-Ann C Burke

I have been told that tulip bulbs are poisonous? Please let me know.

**JULIE**

## SOME GARDEN LEGENDS AND MYTHS!

Legend and myth takes us into many world when associated with our gardens.

In my previous garden I nurtured an elderberry. When any branch had to be trimmed I always asked permission of the plant, just in case MT elderberry was a witch in disguise! Witches were said to be able to transform into that particular species of shrub/tree.

Elder, though, does seem to have a positive belief, for an ancient folktale reveals it was the wood of the elder which formed the cross upon which Jesus died.

A species of plant which has delighted me this last spring with its lustiness has been the plethora of forget-me-nots which seem to have covered every bare space they possibly could.

The story behind this demure plant of pale blue beauty is believed to have originated from an old German folktale. It is said that a knight and his lady were walking by a river when she spied a pretty blue flower floating on the water.

Ever gallant, the knight dived into the river to get the flower for her. Alas, he'd underestimated the strength of the current: as he drowned he threw the flower to his lady and managed to gasp 'Forget me not!'

Thus, the German folktale shows the dainty forget-me-not as a symbol of remembrance.

I have struggled for many years with a yew tree (*taxus baccata*). Five years ago when it was a small sickly 90 cm specimen, I dug it up from the garden and replanted it into a large pot. It struggles on - and, indeed, 'struggle' is the operative word! Although, I've recently noticed some new growth, I will persevere in my endeavours to see my yew flourish.

Throughout Europe the yew was considered sacred in pagan myth. It was seen as a symbol of everlasting life, due to its being an evergreen. One reads of venerable pagan yews still growing in country churchyards. There was a strong

## AUGUST 2011 MEETING

**Date:** Saturday 6th August

**Time:** 10.30 a.m.

**Venue:** Robyn Rooke's, 6 Sharnalee Court, Lilydale 3140 Mel 38 E8

We are making a spiral sculpture (hopefully). Julie will put a picture in the newsletter for you. You will need some old wire coat hangers or wire of similar thickness. Pliers, wire cutters and thick gloves, plus an old bit of timber, either driftwood or an off cut. We will drill small holes in the timber to take the wire. I have a drill, but a couple more on the day would be good.

We also need something to wind the wire around. A broom handle, pipe, wooden spoon etc depending on the size of the twists that you want. Bring what you have and we will share. In the picture is says "large marbles" to go in the spirals, but I am having trouble finding any this big. I got a packet of larger than normal marbles from the \$2 shop at Croydon market today, but can't find golf ball sized ones.

If anyone does find them could you message me as to where. Other suggestions would be round river pebbles or painted/decorated golf balls, or attractive doorknobs as found in Indian type shops.

Please bring a plate of lunch to share and a chair. Wear warm clothes.

Last month Ian Percy kindly gave us 2 hanging baskets to raffle, so we kept the club's basket from the Flower Show over till August and we will be raffling this at the meeting.

**JILL**

There is a full page photograph on the next page of the spiral sculpture. It looks very interesting.

Julie



## PLANTING IN AUGUST IN A TEMPERATE ZONE

Asparagus	Frost tender		Harvest from 2 years
Beetroot		Plant in garden	Harvest from Nov
Cabbage	In sheltered seed trays	plant out 4-6 wks	Harvest from Dec
Capsicums		Sow in pots	Harvest from Nov
Chilli		Sow in pots	Harvest from Nov
Eggplant	In sheltered seed trays	plant out 4-6 wks	Harvest from Dec
Kohlrabi		Plant in garden	Harvest from Nov
Leeks	In sheltered seed trays	plant out 4-6 wks	Harvest from Dec
Lettuce		Plant in garden	Harvest from Nov
Mustard greens		Plant in garden	Harvest from Oct
Onion		Plant in garden	Harvest from Mar
Parsnip		Plant in garden	Harvest from Jan
Peas		Plant in garden	Harvest from Nov
Potato		Plant in garden	Harvest from Jan
Radish		Plant in garden	Harvest from Oct
Rocket		Plant in garden	Harvest from Oct
Shallots		Plant in garden	Harvest from Dec
Snow peas		Plant in garden	Harvest from Dec
Spring onions		Plant in garden	Harvest from Nov
Strawberries (from seeds)			Harvest in 1 year
	Start undercover in seed trays & plant out 4-6 weeks		
Thyme	In sheltered seed trays	plant out 4-6 wks	Harvest from July
Tomato	Frost tender		Harvest from Nov
Watermelon	Frost tender		Harvest from Nov

From the website [www.gardenate.com](http://www.gardenate.com). Why not subscribe to the website for more information about planning your kitchen garden.

Last month I stated Planting in August when it should have read Planting in July. Sorry for any confusion. **JULIE**

*Birds of a feather flock together . . . and then crap on your car.*

*A penny saved is a government oversight.*

*The real art of conversation is not only to say the right thing at the right time, but also to leave unsaid the wrong thing at the tempting moment.*

## MANYONDA SCULPTURE GARDEN & STUDIO



In 1877 eleven Danish families moved from the goldfields near Castlemaine to beautiful Gippsland. They established the settlement Poowong East, which is the only Danish settlement in Australia. Today the descendants are still proud of their Danish heritage. On 9 April this year, Lance and I attended a memorial service and after a picnic lunch visited the Manyonda Sculpture Garden & Studio owned by the Dumergue family.

We wandered around the three acre property at 55 Olsens Road, Poowong East, finding interesting sculptures and plants around every bend of the winding paths. It was absolutely fascinating and I hope that Dibble and Hoe members might be able to visit one day. Peter is very active in the local art groups and



works mainly in digital photography. He works on the sculptures while his wife Marg looks after the garden. They occasionally open their garden for community events.

Their property was absolutely fascinating and I hope that Dibble and Hoe members might be able to visit one day. **JULIE**

## JULY MEETING



Our mosaic craft Saturdays are always good fun. Not every one is interested in craft, which is OK. The ladies who participated on the day really had a fantastic time. And the ladies who supported the group and came along for a chat and organised lunch were very much appreciated.

The day was cool but sunny and walking around Judy's garden is always such a pleasure. In every season, there is always so much to see.


There were tiles and glue everywhere and people had so many different ideas and items to mosaic. As I had to leave early, I did not see the end results but have been told that Polly wouldn't go until she finished her item!

We are all very thankful to Judy to have the meeting at her place, even when Ian was in hospital. Judy and Ian donated two hanging baskets which were raffled and Pam and myself won. We were both extremely happy. If anyone would like to send me a photograph of their finished mosaic, I will put it into the newsletter next month. **JULIE**



## BOOK REVIEWS

The library has bought some great new books in the last few months, so thought that I would review a few of them. If you are in the Eastern Regional Libraries area, it is very easy to place a reservation on a book. It is a free service and you can phone 1300 737 277 from 9am-8pm to reserve your item or 24/7 on [www.erl.vic.gov.au](http://www.erl.vic.gov.au)



### EUCALYPTS: a celebration by John Wrigley and Murray Fagg

*'The tallest and most stately trees I ever saw in any nobleman's ground in England cannot excel in beauty those which nature presented to our view'*  
First Fleet surgeon, Arthur Bowles wrote. In this book, we learn everything about the eucalypts. Their beauty, their diversity their role in our history, culture and economy.

Though a small number are found as native plants in several other countries, Eucalypts are a very Australian tree.

There is an up-to-date list of all species. It is said that all eucalypts will vary in height depending on the growing conditions and even have different names from district to district. This 343 page book has many photographs and maps.

### The Australian Garden : designing with Australian plants by Diana Snape

First published in 2002, The Australian Garden was the first book to show how Australian plants can be used in all the major gardening styles.

Diana uses all species of Australian plants to create gardens : from untouched natural gardens, to coastal, arid, country, grassland, cottage, wildflower, small, courtyard and formal gardens.

let's just work on the basics: Apply organic fertiliser and check that the pH is in the 5.5-7 range to ensure that the food you have supplied is actually available to the plants. As a rule of thumb avoid fertiliser with very high Nitrogen content, eg. Chicken Manure, Citrus and Lawn fertilisers they are Junk Food for plants.

What to do with the Botrytis infected plants? Here's a good site with Natural disease control practices. I have done a quick web search for chemical controls for Botrytis and can't find anything which prompts a reminder to ensure that the problem you are trying to solve is listed on the label of any pesticide you purchase. This is particularly true for Botrytis and Powdery Mildew which both need quite specific controls not provided by the general purpose consumer fungicides generally on offer in nurseries.

Having said all that I still think Peas are easy to grow and very satisfying. However I think the ones in the photo need to be dug into the soil (good source of Nitrogen). It is recommended that Peas are grown on rotation in different beds or containers and they don't like growing alongside Onions, Garlic and their family.

This is taken from one of the regular Scotsburn Nurseries' Gardener's Newsletter by Peter Douglas. **For more information, you can receive a weekly newsletter by emailing Peter at [peter@scotsburn.biz](mailto:peter@scotsburn.biz)**

**May you always have work for your hands to do.  
May your pockets hold always a coin or two.  
May the sun shine bright on your windowpane.  
May the rainbow be certain to follow each rain.  
May the hand of a friend always be near you.  
And may nature fill your heart with gladness to cheer you.**

## PETER DOUGLAS FROM SCOTSBURN NURSERIES

Peas of all kinds: podded, snow and snap are terrific vegies to grow in the Melbourne winter. In fact they can should thrive pretty much year round except for the real heat of January and February. Planting one punnet every three weeks should keep a family of 4 happily fed on Peas as often as they want. For what it's worth my personal favourite are Snap Peas, the pod is fat, juicy, sweet and very edible. Gardeners apparently think differently, we sell 3 punnets of Snow Pea Bikini (sorry, I promise I didn't create that name) for every 2 of Snap Pea Honey Pod and only one punnet of the podded Green Pea, Massey Gem. Snow Peas along with Carrots are always popular with kids when we do potting demonstrations.


There is a valid argument that frozen shelled peas are sweeter and fresher than fresh ones from the grocer. Valid yes because I'm sure the best, smallest and sweetest ones are sent off for freezing and because Peas are frozen promptly unlike peas that travel to your fridge via the cool store and the market. Nothing is fresher or sweeter than peas you have just picked yourself. Green Peas, Snap Peas or Snow Peas, please pick them very young and you will never go back to a bought Pea. It's also worth noting that as the plant gets older and loses vigour even the young Peas start to lose that vitality and can become 'mealy'.

If you have ugly spots on the peas they might be Botrytis (Grey mould). It is essentially the mould that grows on vegies and bread when they get old. In this instance it is a sure sign of plant stress, the issue is I have no idea what is causing the stress but here are some common causes:

All vegies need plenty of sunshine and air flow. Peas climbing Tee Pees or trellis need protection from howling gales but a gentle breeze fluttering their leaves really puts fungal diseases off.

Vegies also like their roots to be kept moist but not constantly wet. That's why drainage is so important at this time of year. The other thing that will stress plants is a lack of food. This can be as simple as digging manure into soil before planting, of course there is a whole science dedicated to soil nutrition so


## BOOK REVIEWS (cont.)



The book is divided into designing, styles, roles of plants, design elements and learning along the way.

This 232 page book has great coloured photographs, many full page, ideas for garden furniture, sculptures (even shows a mosaic garden bench from Margot Knox's garden The Mosaic Garden in Hawthorn), ornaments, lighting and structures. This is a fantastic book for browsing and ideas.

### Creating an Australian Garden by Angus Stewart



Angus Stewart is one of ABC TV's Gardening Australia's New South Wales/ACT presenters. Angus is also a horticultural consultant and an avid plant breeder.

This 256 page book was published last year and has chapters on building the garden, all about the plants, garden examples and native plant cultivar list. This is both an inspirational and a practical guide to creating an Australian garden. Maps are included to help you work out the climate zone and what type of soil is in your area.

In the garden example, The Cranbourne Royal Botanic Gardens are included. Another really great book.

**JULIE**

## RECIPE

### JILL'S GARLIC CHIPS

Mr Pitta Traditional Pitta - cut this into strips, then roughly into triangles (I do this with scissors). Put in a bowl and sprinkle with good quality olive oil, a little salt and some crushed garlic. Toss to coat, then put on oven tray and bake at 200c for about 10 mins. Check after about 5 mins and remove any thinner bits that are already brown. They are yummy. I am told that as an alternative you can lightly sprinkle with parmesan. I have not tried this yet.

**Julie:** I have used dried sweet basil leaves, garlic and parmesan and they are fantastic.

## HEALTH ISSUES

### Flagging memory : Remedy - SAGE

Just a tiny dose of sage can boost your memory. Liberally add fresh sage to soups, stews, casseroles and pasta dishes for a tasty healthy addition.

### Headache/migraine : Remedy - SPINACH

Spinach is rich in many nutrients including riboflavin (a B vitamin) and magnesium. Scientists have discovered that in some cases, low levels of riboflavin and magnesium are linked with the onset of headaches. As riboflavin is water soluble, it isn't stored well in the body so you need to eat foods containing it regularly. Adding spinach and other green leafy vegetables which also contain riboflavin to your daily diet isn't difficult.

Try adding a layer of spinach when making lasagne, or instead of using bottled pesto, try making your own spinach pesto. In a food processor, blend steamed spinach with half bunch torn basil, couple cloves of garlic and 1/3 cup pine nuts. Slowly pour in 1/2 cup olive oil while pulsing. Toss pesto with cooked pasta, spread on sandwiches or dollop on chicken before baking.

## WHAT'S HAPPENING IN AUGUST

### 30 & 31 JULY:

**Friends of Geelong Botanic Gardens Plant Sale**, Geelong Botanic Gardens, 10am-4pm. Wide range of plants at bargain prices. Park at rear of gardens and enter by Gate 2. Contact Helen 03 5222 6053

### 13 & 14 AUGUST:

**Waverley Bonsai Group Show**, Mt Waverley Community Centre, 47 Miller Cr, Mount Waverley, entry \$5 Sat 10am-4.30pm, Sun 9.30am-4.30pm

### 20 & 21 AUGUST:

**Camellia Victoria Show**, Mt Waverley Community Centre, 47 Miller Cr, Mount Waverley, entry \$5, Sat 1-5pm, Sun 10am-4.30pm, plants for sale, information, refreshments.

### 26-28 AUGUST: OSCOV - Melbourne Orchid Spectacular &

**International Orchid Fair**, Springers Leisure Centre, 400 Cheltenham Rd, Keysborough, entry \$5, seniors \$4, Fri/Sat 9am-5pm, Sun 9am-4pm. Largest orchid fair in Australia with over 25 local/interstate/overseas orchid nurseries.

**Buda Fest**, Buda Historical Home, 42 Hunter St, Castlemaine. Visit Buda home and other major venues in Castlemaine. Garden rambles, lectures, workshops, displays and stalls. For more information or brochure website [www.budacastelamine.org](http://www.budacastelamine.org) or contact 03 5410 1060.

### 2-4 SEPTEMBER: : ABC Gardening Australia, Caulfield Racecourse.

Discover how to turn your love of gardening into reality in your own backyard at the bigger, fresher Gardening Australia Expo. To inspire, educate and enthuse visitors we have created a buzzing atmosphere with so many features, you'll be spoiled for choice!

